KELTRONIC® DYNA

SOLID STATE RELAY
TECHNOLOGY EXPERTS

Industrial
AUTOMATION

KELTRONIC® DYNA

Sold & Serviced by

Note: For constant development we reserve the rights to change any technical specification and design without prior notice.

PRODUCT CATALOGUE

KELTRONIC® DYNA

WHY TO USE SOLID STATE SWITCHING TECHNOLOGY ?

- Long Life
- Ideal for Harsh Environments
- Quiet Operation
- Minimum Electrical Noise
- Fast Switching
- Low Power Consumption
- High Compatibility with Control Systems
- Position Insensitive
- Shock & Vibration Resistant
- Reduced Weight
- Magnetic Noise Immunity
- Reduced Energy Cost

About SOLID STATE CONTACTORS

What is a **Solid State Contactor (SSC)**?

Remarkably SSCs are not much different from Solid State Relays:

They use similar power semiconductors and control circuits, and in some cases, even the same housings, but to be considered a contactor, the SSR or SSC must be evaluated to and carry ratings appropriate for motor control. SSCs are generally applied in 3 phase AC heater and motor control applications and some DC applications, although the SSCs themselves can be used successfully in almost any load control application.

Traditionally ratings of contactors, whether Solid State or Mechanical, always include allowed motor load ratings and allowed resistive load ratings, taking into consideration such aspects as Locked Rotor Rating, Full Load Current Ratings and Horse Power Rating, and Inrush Current. As noted above, the one significant differentiator is that to be considered a contactor, the SSR or SSC must be evaluated to and carry ratings appropriate for motor control.

So in summary, the major technical difference between an SSR and SSC has to do with the mandatory motor ratings required to be defined as a "Contactor".

SOLID STATE RELAYS & CONTACTORS APPLICATION

There are numerous individual usages of Solid State Relays and Contactors. Most of them can be categorized into the following application routes:

Motion Control Applications

Includes conveyor systems, solar trackers, fans, solenoid, valve control, elevators, lifts, hoists, and exercise equipment.

Heating Control Applications

Includes professional food equipment, plastic molding/extrusion machinery, HVAC&R and soldering equipment.

Power Control Applications

Includes power supplies, transformers, regulators, UPS systems, etc. as well as any load that is not specifically for heating, lighting or motion control.

Lighting Control Applications

These applications are usually divided into three categories: theatrical, warehouse and commercial. Many of the products used in this segment are custom designed.

KELTRONIC® DYNA

QUALITY & INNOVATION

KELTRONIC DYNA, expertise in Solid State Switching Technology has allowed us to offer only the highest quality products to our customers.

Our technical know-how is materialized in the widest range of standard solid state relays and contactors, custom designed products, and related products of the highest quality and level of innovation.

We are strongly committed to building the best products and provide our customers the highest level of services and support all over the world.

SSR-KD
SINGLE PHASE

Features

- Rated current : 40Amp
- Rated voltage : 24V~480V AC
- Control voltage : 3V~32V DC
- Control current : < 10mA
- Reverse-parallel SCR as the output component can be used in commercial or heavy industrial applications with reliable performance
- "ultra low" input current
- Low output off-state leakage current
- Low output on-state voltage drop
- Availed with zero-crossing conduction (resistive load) or random conduction (inductive load or phase control)
- Display output status via LED
- Standard output RC snubber circuit
- Transparent cover for extra protection

Single Phase SSR - Voltage Specifications

Type	Voltage
DC-AC	Input Voltage: 3V~32V DC; Operating Voltage: 24V~480V AC
AC-AC	Input Voltage: 70V~280V AC; Operating Voltage: 90V~480V AC
DC-DC	Input Voltage: 3V~32V DC; Operating Voltage: 0V-220V DC
MA-AC	Input Voltage: 4V~20mA 2W 470K~560K; Operating Voltage: 0V~380V AC

Note:
- *If the load current is 10A, a heat sink must be equipped; if the load current is 40A or more, an air-cooled radiator or a water-cooled radiator must be installed.*
- *When the load is an inductive load, be sure to connect a varistor in parallel with the output terminal, whose voltage value is 1.6~1.9 times the load voltage.*

Product Dimensions & Wiring Diagram

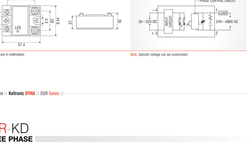

All dimensions are in millimeters. Note: Specific voltage can be customized

SSR-KD
SINGLE PHASE

PRODUCT MODELS & PRICING

Type DC-AC:

Model - Type DC-AC	Amp	Price (₹)
SSR-KD-10-DA	10 Amps	00.00
SSR-KD-16-DA	16 Amps	00.00
SSR-KD-25-DA	25 Amps	00.00
SSR-KD-40-DA	40 Amps	00.00
SSR-KD-50-DA	50 Amps	00.00
SSR-KD-60-DA	60 Amps	00.00
SSR-KD-70-DA	70 Amps	00.00
SSR-KD-90-DA	90 Amps	00.00
SSR-KD-120-DA	120 Amps	00.00
SSR-KD-150-DA	150 Amps	00.00

Type AC-AC:

Model - Type AC-AC	Amp	Price (₹)
SSR-KD-10-AA	10 Amps	00.00
SSR-KD-16-AA	16 Amps	00.00
SSR-KD-25-AA	25 Amps	00.00
SSR-KD-40-AA	40 Amps	00.00
SSR-KD-50-AA	50 Amps	00.00
SSR-KD-60-AA	60 Amps	00.00
SSR-KD-70-AA	70 Amps	00.00
SSR-KD-90-AA	90 Amps	00.00
SSR-KD-120-AA	120 Amps	00.00
SSR-KD-150-AA	150 Amps	00.00

Type DC-DC:

Model - Type DC-DC	Amp	Price (₹)
SSR-KD-10-DD	10 Amps	00.00
SSR-KD-16-DD	16 Amps	00.00
SSR-KD-25-DD	25 Amps	00.00
SSR-KD-40-DD	40 Amps	00.00
SSR-KD-50-DD	50 Amps	00.00
SSR-KD-60-DD	60 Amps	00.00
SSR-KD-70-DD	70 Amps	00.00
SSR-KD-90-DD	90 Amps	00.00
SSR-KD-120-DD	120 Amps	00.00
SSR-KD-150-DD	150 Amps	00.00

Type LA-VA:

Model - Type LA-VA	Amp	Price (₹)
SSR-KD-10-LA	10 Amps	00.00
SSR-KD-16-LA	16 Amps	00.00
SSR-KD-25-LA	25 Amps	00.00
SSR-KD-40-LA	40 Amps	00.00
SSR-KD-50-LA	50 Amps	00.00
SSR-KD-60-LA	60 Amps	00.00
SSR-KD-70-LA	70 Amps	00.00
SSR-KD-90-LA	90 Amps	00.00
SSR-KD-120-LA	120 Amps	00.00
SSR-KD-150-LA	150 Amps	00.00

SSR-KD
THREE PHASE

Features

- Rated current : 10Amp~200Amp
- Rated voltage : 24V~480V AC
- Control voltage : 3V~32V DC
- Control current : < 20mA
- Reverse-parallel SCR as the output component can be used in commercial or heavy industrial applications with reliable performance
- "ultra low" input current
- Low output off-state leakage current
- Low output on-state voltage drop
- Display output status via LED
- Standard output RC snubber circuit
- Transparent cover for extra protection

Single Phase SSR - Voltage Specifications

Type	Voltage
DC-AC	Input Voltage: 3V~32V DC; Operating Voltage: 24V~480V AC
AC-AC	Input Voltage: 70V~280V AC; Operating Voltage: 90V~480V AC

Note:
- *If the load current is 10A, a heat sink must be equipped; if the load current is 40A or more, an air-cooled radiator or a water-cooled radiator must be installed.*
- *When the load is an inductive load, be sure to connect a varistor in parallel with the output terminal, whose voltage value is 1.6~1.9 times the load voltage.*

Product Dimensions & Wiring Diagram

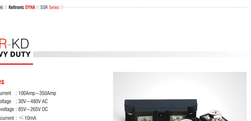

All dimensions are in millimeters. Note: Specific voltage can be customized

SSR-KD
THREE PHASE

PRODUCT MODELS & PRICING

Type DC-AC:

Model - Type DC-AC	Amp	Price (₹)
SSR-KD-33-10-DA	10 Amps	00.00
SSR-KD-33-16-DA	16 Amps	00.00
SSR-KD-33-25-DA	25 Amps	00.00
SSR-KD-33-40-DA	40 Amps	00.00
SSR-KD-33-50-DA	50 Amps	00.00
SSR-KD-33-60-DA	60 Amps	00.00
SSR-KD-33-70-DA	70 Amps	00.00
SSR-KD-33-90-DA	90 Amps	00.00
SSR-KD-33-120-DA	120 Amps	00.00
SSR-KD-33-150-DA	150 Amps	00.00

Type AC-AC:

Model - Type AC-AC	Amp	Price (₹)
SSR-KD-33-10-AA	10 Amps	00.00
SSR-KD-33-16-AA	16 Amps	00.00
SSR-KD-33-25-AA	25 Amps	00.00
SSR-KD-33-40-AA	40 Amps	00.00
SSR-KD-33-50-AA	50 Amps	00.00
SSR-KD-33-60-AA	60 Amps	00.00
SSR-KD-33-70-AA	70 Amps	00.00
SSR-KD-33-90-AA	90 Amps	00.00
SSR-KD-33-120-AA	120 Amps	00.00
SSR-KD-33-150-AA	150 Amps	00.00

SSR-KD
HEAVY DUTY

Features

- Rated current : 100Amp~300Amp
- Rated voltage : 30V~480V AC
- Control voltage : 85V~265V DC
- Control current : <10mA
- Reverse-parallel SCR as the output component can be used in commercial or heavy industrial applications with reliable performance
- "ultra low" input current
- Low output off-state leakage current
- Low output on-state voltage drop
- Display output status via LED
- Standard output RC snubber circuit

Note:
- *If the load current is 10A, a heat sink must be equipped; if the load current is 40A or more, an air-cooled radiator or a water-cooled radiator must be installed.*
- *When the load is an inductive load, be sure to connect a varistor in parallel with the output terminal, whose voltage value is 1.6~1.9 times the load voltage.*

Product Dimensions & Wiring Diagram

All dimensions are in millimeters. Note: Specific voltage can be customized

Model	Amp	Price (₹)
SSR-KD-RH-100-Z	100 Amp	00.00
SSR-KD-RH-150-Z	150 Amp	00.00
SSR-KD-RH-200-Z	200 Amp	00.00
SSR-KD-RH-250-Z	250 Amp	00.00
SSR-KD-RH-300-Z	300 Amp	00.00
SSR-KD-RH-350-Z	350 Amp	00.00

KD-SSM
ALL ISOLATED SINGLE PHASE AC VOLTAGE REGULATOR MODULE

Features

- The All Isolated Single Phase AC Voltage Regulator Module integrates the three phase phase-detection circuit, the phase-shift circuit, the trigger circuit and three sets of inverse-parallel SCR thyristors. With the support of the three phase synchronous transformer module (KD-T3) provided by our company (the synchronous transformer also serves as the internal operation power supply for the three phase voltage regulator module) and no requirement for the external circuit or power supply. The output voltage can be adjusted by the internal circuit (the automatic control method or manual control method (i.e. the external potentiometer), which means the voltage amplitude of the three phase load can be continuously adjusted from 0V to the maximum voltage of the power grid.
- The Three Phase Voltage Regulator Module KD-ST should be applied to the 380VAC, 50Hz three phase power grid. According to the different control signals, KD-ST can be divided into four types: E, F, G, and H types. Refer the model table below.

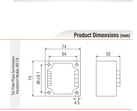

Product Dimensions (mm)



Wiring Diagram

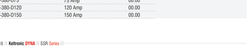

Model	Amp	Price (₹)
KD-STY-380-035	35 Amp	00.00
KD-STY-380-075	75 Amp	00.00
KD-STY-380-0120	120 Amp	00.00
KD-STY-380-0150	150 Amp	00.00

KD-SSM
ALL ISOLATED SINGLE PHASE AC VOLTAGE REGULATOR MODULE

Features

- The All Isolated Single Phase AC Voltage Regulator Module integrates the synchronous transformer, the phase-detection circuit, the phase-shift trigger circuit and the thyristor output circuit. The trigger angle (firing angle) of the thyristor can be controlled by changing the control voltage, that is, to regulate the output voltage of the load. According to the different connection of the thyristor, the single phase voltage regulator module STY can be divided into three types: ordinary type (one TRIAC as the output component), enhanced type (a pair of inverse-parallel SCR as the output component) and a half-wave type (one SCR as the output component). According to the rated voltage of single phase AC load, the single phase voltage regulator module STY can be divided into 220V type and 380V type. According to different control signals, the single phase voltage regulator module STY can be divided into four types: E, F, G, and H types. Refer the model table below.
  (Note: The current grade in this table is the maximum rms current of the internal thyristor of the module).



Product Dimensions & Wiring Diagram

All dimensions are in millimeters.

Model	Amp	Price (₹)
KD-STY-2310-EG	10 Amp	00.00
KD-STY-2225-EG	25 Amp	00.00
KD-STY-2240-EG	40 Amp	00.00
KD-STY-2260-EG	60 Amp	00.00
KD-STY-2280-EG	80 Amp	00.00
KD-STY-2310-EG	100 Amp	00.00
KD-STY-2215-EG	120 Amp	00.00
KD-STY-2150-EG	150 Amp	00.00
KD-STY-2200-EG	200 Amp	00.00
KD-STY-2300-EG	300 Amp	00.00

KD-HEAT SINK
FOR SSR (ALU.)

KD-A Series

Scope of Application

- For Single Phase SSR, load current not more than 15A.

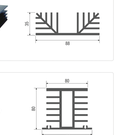

KD-B Series

Scope of Application

- For Three Phase SSR, load current (sum of three phases) not more than 20A.
- For Single Phase SSR, load current not more than 35A.

KD-C Series

Scope of Application

- For Three Phase SSR, load current (sum of three phases) not more than 75A.
- For Single Phase SSR, load current not more than 35A.

Note: After installing the fan, the length of the heat sink needs to be increased by 20mm. The actual load current should be calculated after installing a cooling fan at one end of the KD-C series heat sink.

Model	For SSR	Price (₹)
KD-A (Single Phase)	SSR up to 25 Amps	00.00
KD-B (Single Phase)	SSR up to 60 Amps	00.00
KD-C (Single Phase)	SSR up to 150 Amps	00.00
KD-A1 (Three Phase)	SSR up to 40 Amps	00.00
KD-B1 (Three Phase)	SSR up to 70 Amps (150mm)	00.00
KD-C1 (Three Phase)	SSR up to 120 Amps (150mm)	00.00